

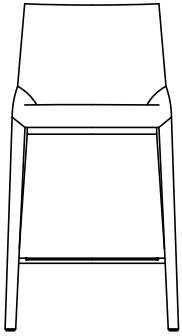


DESCRIPTION

| | |
|------------------------|--|
| Typology | Stools |
| Structure | Metal and covered in hide |
| Legs | Solid wood and covered in hide |
| Seat | Hide cover with metal element, under seat in integral polyurethane |
| Footrest | Metal |
| Characteristics | Perimeter decorative punching (broguing) |
| Final cover | Not removable cover in hide |


DIMENSIONS

Low stool



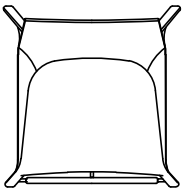
500
19 3/4"

930
36 1/2"




640
25 1/4"


520
20 1/2"



High stool



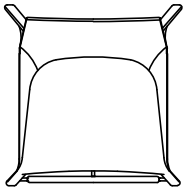
1000
39 1/4"



710
28"

500
19 3/4"

520
20 1/2"



COVER FINISHES


Hide



Hide

FOOTREST FINISHES

Metal parts



Metal parts