



' vol. 2 **SINGLE SEATS, TABLES AND ACCESSORIES**

ARMCHAIRS and FOOTSTOOL

Flame-retardant polyurethane foam on steel frame.

Structure is varnished ash.

CHAISE LONGUE

Seat shell in flame-retardant polyurethane foam on steel frame.

Base in varnished solid oak wood.

Lilo collection covers are not removable.

NOTE:

- For the upper section (headrest) of cod. 02Q we recommend the use of elastic fabrics
- C.O.M./C.O.L. is possible in one material only.

' vol. 2 **SEDUTE SINGOLE, TAVOLI E ACCESSORI**

POLTRONE e POUF

Seduta in poliuretano schiumato a freddo ignifugo con struttura interna in acciaio. Struttura in legno di frassino verniciato.

CHAISE LONGUE

Scocca in poliuretano schiumato a freddo ignifugo con struttura interna in acciaio.

Struttura in rovere massello verniciato.

La collezione Lilo non è sfoderabile.

NOTA:

- Per la sezione superiore (poggiatesta) del cod. 02Q si consiglia l'uso di tessuti elastici
- disponibile in tessuto o pelle cliente in un unico materiale.



Recommended fabric hangers

Tirelle e tessuti consigliati

- 134-Elastic Fantastic 3 > Husk
- 136-Mini Me > Baby Braid, Mini Husk
- 139-Norwegian Wood > Zanzibar
- Divina 3, Divina Melange 3, Divina MD by Kvadrat
- Fiord by Kvadrat
- Tonus 4 by Kvadrat
- Uniform Melange by Febrik
- Pelle / Leather T
- Pelle / Leather Z > Ciré, Ciré Soft, Cervo

Chaise longue - Wood finishing Finiture legno




NATURAL
oak

AGED WOOD
oak

BLACK
oak

Armchair&stool - Wood finishing Finiture legno



NATURAL
ash

TROPICAL
WOOD
ash

AMERICAN
WOOD
ash

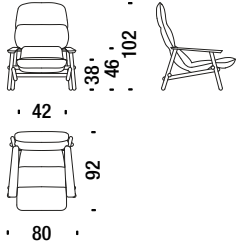
BLACK
ash

Armchair

Poltrona

001

3,9 mt. ★ 6,3 m² 1 m³ 25 Kg **FSC® Certified**

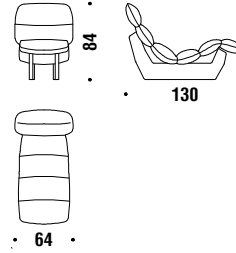


Chaise Longue

Chaise Longue

036

4,6 mt. ★ 8,8 m² 1 m³ 30 Kg

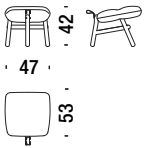


Foot Stool

Pouf

017

0,1 m³ 5 Kg **FSC® Certified**

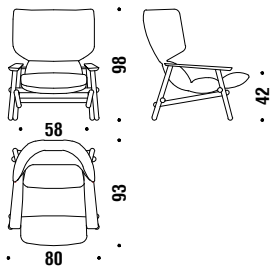


Armchair Wing

Poltrona Wing

02Q

3,9 mt. ★ 7,4 m² 1 m³ 26 Kg **FSC® Certified**



Armchair Wing single fabric

Poltrona Wing tessuto unico

02R

2,8 mt. ★ 5,3 m² 1 m³ 26 Kg **FSC® Certified**

