

DUNE

CARLO COLOMBO (2008)



DESCRIPTION

The versatility of the modular Dune system by Carlo Colombo allows for original interpretations of the living area.

Poliform

DUNE

CARLO COLOMBO (2008)



TECHNICAL DESCRIPTION

TPOLOGY

modular and fix sofa system

STRUCTURE

flexible moulded polyurethane with elements in multidensity polyurethane foam

SEAT PADDING

multi-density polyurethane foam

PRE-COVER POLYESTER MODEL

polyester padding

PRE-COVER FEATHER MODEL

parts in cotton cloth with inner side in feathers and parts in polyester padding

FOOT

plastic Cylinder

STRETCHED FINAL COVER

removable in fabric and not removable in leather

CUSHIONS

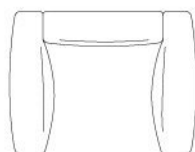
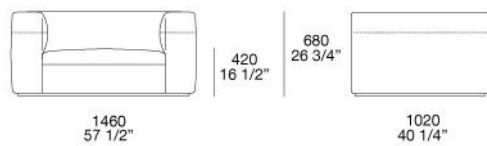
in feathers, removable in fabric - leather, with pre-cover in cotton

Poliform

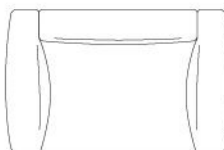
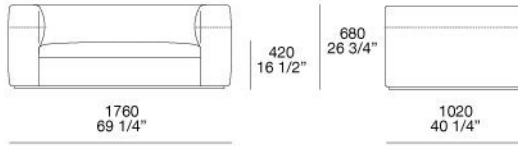
DUNE

CARLO COLOMBO (2008)

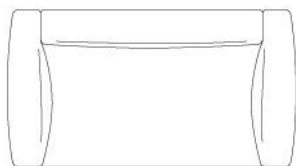
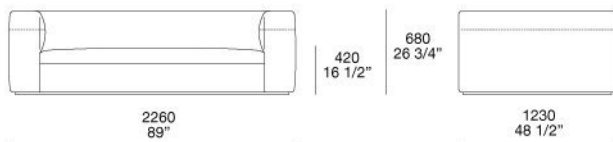
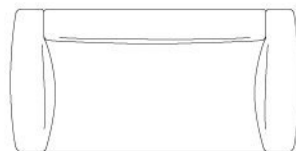
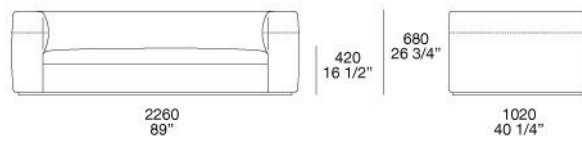
DUDI146



DUDI176




DUDI226



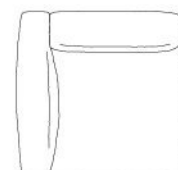
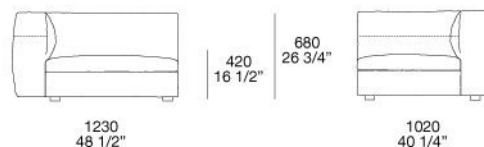
DUNE

CARLO COLOMBO (2008)

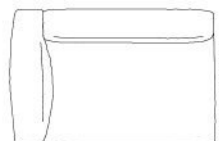
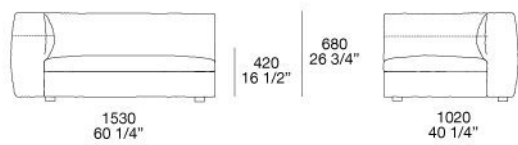
DUTS790
DUTD790



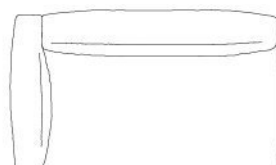
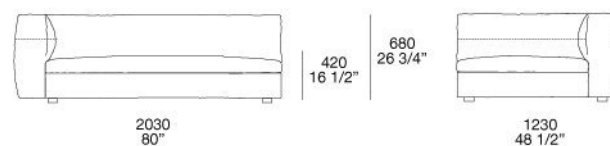
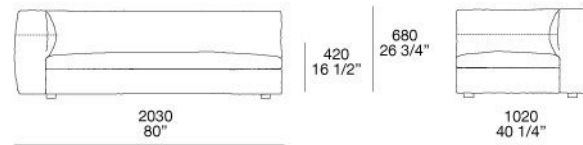
DUTS100
DUTD100



DUTS130
DUTD130



DUTS180
DUTD180

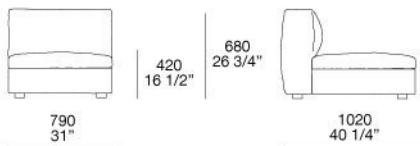


Poliform

DUNE

CARLO COLOMBO (2008)

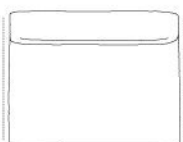
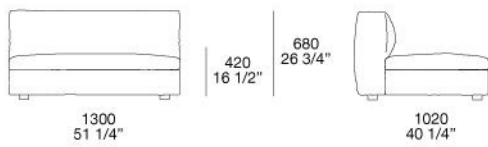
DUCE790



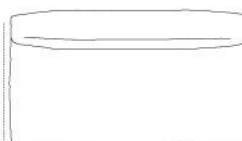
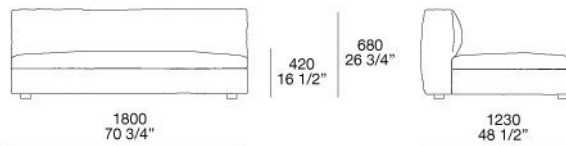
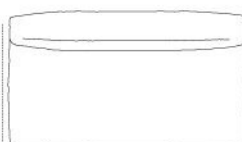
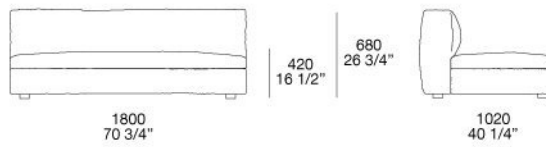
DUCE100



DUCE130



DUCE180

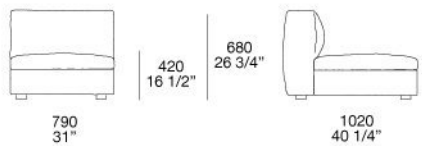


Poliform

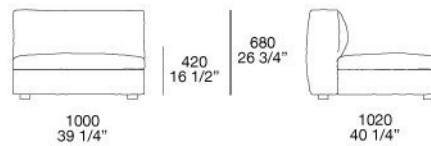
DUNE

CARLO COLOMBO (2008)

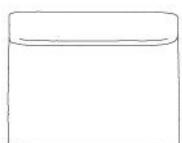
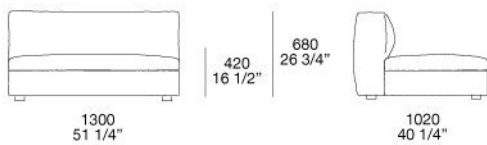
DUTS790
DUTD790



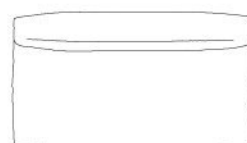
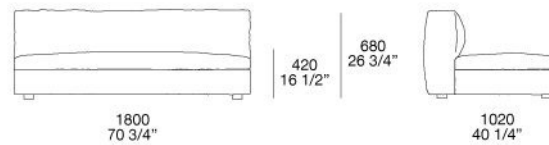
DUTS100
DUTD100



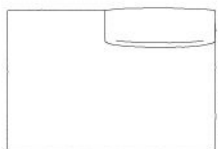
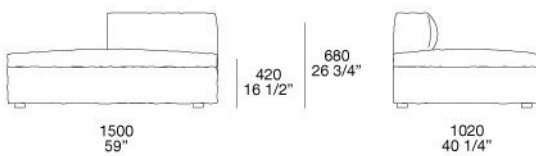
DUTS130
DUTD130



DUTS180
DUTD180



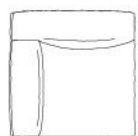
DUTS150
DUTD150



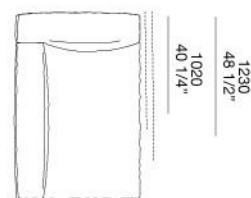
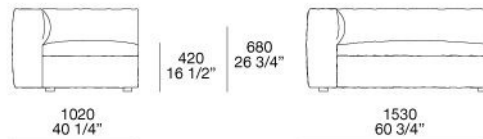
DUNE

CARLO COLOMBO (2008)

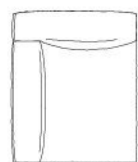
DUAS102
DUAD102



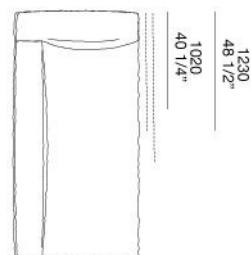
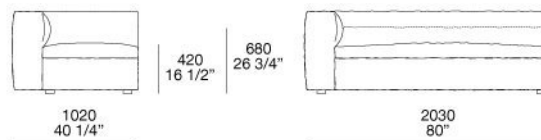
DUAS102
DUAD102



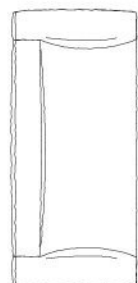
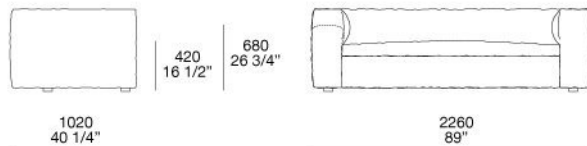
DUAS102
DUAD102



DUAS102
DUAD102



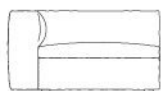
DUTX102
DUTZ102



DUNE

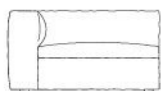
CARLO COLOMBO (2008)

**DUAS123
DUAD123**

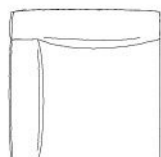


1230
48 1/2"

420
16 1/2" | 680
26 3/4"



1230
48 1/2"




**DUAS123
DUAD123**

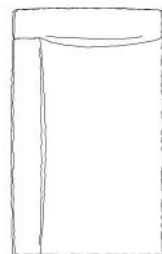


1230
48 1/2"


420
16 1/2" | 680
26 3/4"



2030
80"



**DUTZ123
DUTX123**




1230
48 1/2"

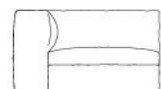
420
16 1/2" | 680
26 3/4"



2260
89"




**DULS102
DULD102**

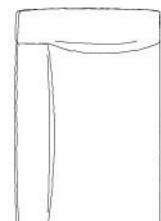


1020
40 1/4"

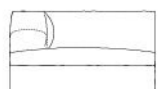
420
16 1/2" | 680
26 3/4"



1530
60 1/4"

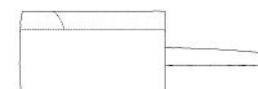


**DULS102
DULD102**

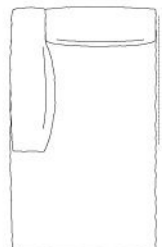


1020
40 1/4"

420
16 1/2" | 680
26 3/4"



1730
68"

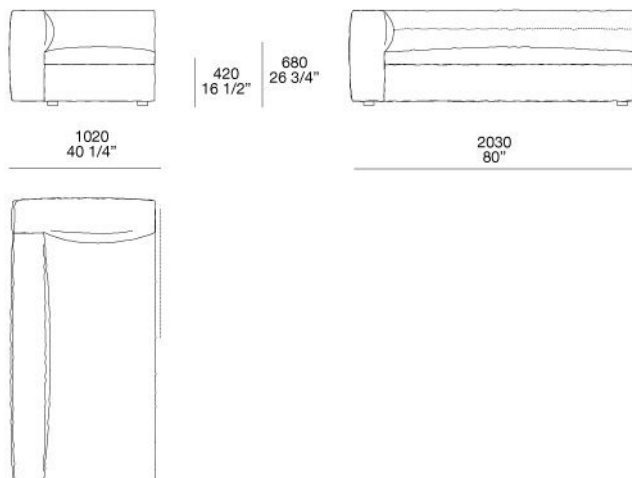


Poliform

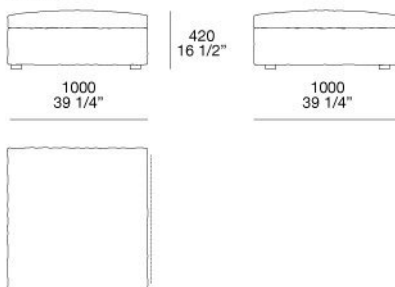
DUNE

CARLO COLOMBO (2008)

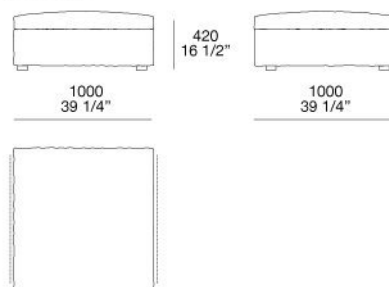
DULS102 DULD102



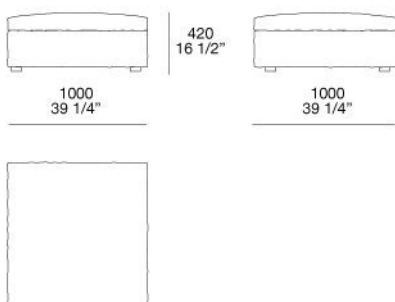
DUPS100 DUPD100



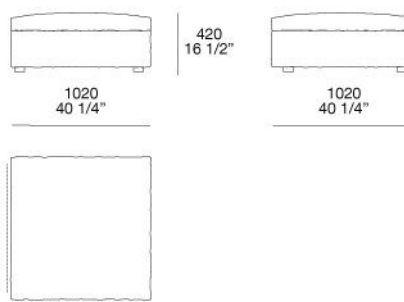
DUPC100



DUPO100



DUPA100



DUNE

FINISHINGS\COVER\FABRIC (38)



KUSHIRO

SENDAI

NAYORO

KITAMI

CHIOS

ARGO

CORINTO

ITACA



MILOS

OLIMPIA

ZANTE

SPARTA

ORLEANS

OXFORD

PERSIA

RABAT



HANNOVER

CORDOBA

CALEDONIA


ASPEN

ATLANTA

LIMA

SIVIGLIA

INDRA



LIPSI

CALEO

SKYROS

ERACLEA

NAXOS

ANTEA

MICENE

ARCADIA



LERO

SIRO

AGADIR


BREST

GLASGOW

NANCY

DUNE

FINISHINGS\COVER\LEATHER (8)



NABUK
LEATHER

PELLE
SPECIAL

AGED-
LOOKING
LEATHER

COLORS
LEATHER

SPRING
LEATHER

SOFT
LEATHER

LEATHER
SILK

DEEP