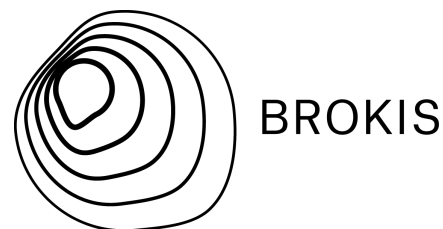


# PRODUCT LIST



## IDENTIFICATION



**PC**  
PC1000

**NAME**  
SHADOWS XL SET RECTANGULAR CANOPY  
LARGE D390 H2250

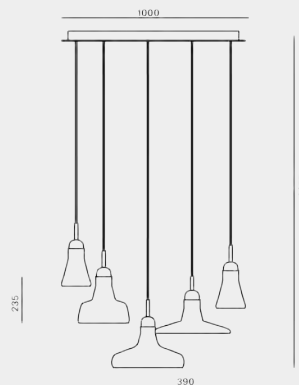
**TYPE**  
PENDENT LAMP

**COLLECTION**  
SHADOWS XL

**LINE**  
EXCLUSIVE LINE

**DESIGNED BY**  
LUCIE KOLDOVÁ, DAN  
YEFFET

**DIMENSIONS (MM)**  
390 X 2250 X 235 X 1000



## CHARACTERISTIC

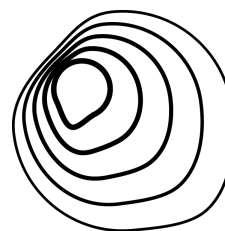
### FEATURES

THE CONTOURS OF THE SHADOWS XL COLLECTION STAY TRUE TO THE ORIGINAL SHADOWS COLLECTION, BUT ARE NEARLY 50% BOLDER IN THEIR PROPORTIONS. THE COLLECTION IS A TAKE ON THE FAMED, TIMELESS LIGHTS FOUND IN FRENCH ATELIERS, AND ITS TYPOLOGY PAYS TRIBUTE TO THAT LEGACY. THE COMBINATION OF HANDBLOWN GLASS, HANDCRAFTED WOOD, AND CLASSIC SHAPING HAS GIVEN RISE TO A LIGHT OF AGELESS ELEGANCE. SHADOWS XL COMPRISES FOUR DIFFERENT SUSPENSION LIGHTS, WHICH FULFILL THEIR ROLE BOTH INDEPENDENTLY AND IN SETS. THE INDIVIDUAL LIGHTS ARE CHARACTERIZED BY A HANDBLOWN GLASS SHADE MOUNTED ON A HAND-SANDED WOODEN BODY. THE CLEAN CONTOURS AND FINISH ARE UNDERLINED BY THE CONCEALED LIGHT SOURCE. THE SHADOWS COLLECTION IS SPECIAL FOR ITS WIDE SPECTRUM OF GLASS COLOUR OPTIONS, SURFACE FINISHES, AND TYPES OF WOOD. THE COLLECTION IS INTENDED FOR INTERIOR INSTALLATION AND, THANKS TO MULTIPLE COMBINATION POSSIBILITIES, IS WELL SUITED TO A BROAD RANGE OF INSTALLATIONS.

### TECHNOLOGY

THE CRAFTSMANSHIP APPLIED IN PRODUCTION FOLLOWS IN THE CENTURIES-OLD TRADITION AND EXPERIENCE OF MASTER GLASSMAKERS. THE PRECISION CRAFTING OF HAND-BLOWN GLASS INSTILLS DISTINCTIVE, ENDURING CHARACTER AND OUTSTANDING QUALITY IN ALL BROKIS PRODUCTS. THE GLASS SHADES ARE FORMED FROM MULTIPLE LAYERS OF MOLTEN GLASS, EACH OF WHICH IS SCRUTINIZED BY THE MASTER GLASSMAKER PRIOR TO BEING BLOWN INTO THE MOLD. UP TO 70% OF THE RESULTING QUALITY IS ACHIEVED IN THIS STAGE OF PRODUCTION. NO LESS ATTENTION TO DETAIL IS PAID IN HANDCRAFTING THE WOODEN ELEMENTS OF THE LIGHT. EACH PIECE IS INDIVIDUALLY PROCESSED BY THE ARTISAN IN A SERIES OF STRICTLY OBSERVED PRODUCTION STAGES. WE TAKE SPECIAL CARE IN SELECTING QUALITY FINE WOOD AND ECOLOGICALLY FRIENDLY MATERIALS TO TREAT IT WITH.

# PRODUCT LIST



BROKIS

## PRODUCT CLASSIFICATION

SHADOWS XL	SET RECTANGULAR CANOPY LARGE	PC1000
GLASS COLOUR	BAS	BLACK - TRANSPARENT GLASS
GLASS COLOUR	BAS	BLACK - TRIPLEX OPAL
GLASS COLOUR	BAS	SMOKE BROWN - TRANSPARENT GLASS
GLASS COLOUR	BAS	OPALINE - TRANSPARENT GLASS
GLASS COLOUR	BAS	SMOKE GREY - TRANSPARENT GLASS
GLASS COLOUR	BAS	TRANSPARENT GLASS
GLASS COLOUR	BAS	TRIPLEX OPAL
GLASS SURFACE	ALL	GLOSSY SURFACE
GLASS SURFACE	ALL	ACID-ETCHED OUTSIDE SURFACE
SURFACE FINISH	BAS	EUROPEAN OAK - CLEAR COAT
SURFACE FINISH	BAS	EUROPEAN OAK - STAINED WHITE
SURFACE FINISH	BAS	EUROPEAN OAK - STAINED BLACK
SURFACE FINISH	BAS	EUROPEAN OAK - UNTREATED
SURFACE FINISH	BAS	EUROPEAN OAK - NATURAL WAXED
SURFACE FINISH	STA	AMERICAN WALNUT - NATURAL WAXED
CANOPY SURFACE FINISH	BAS	IRON - WHITE MATT POWDER COATING
CANOPY SURFACE FINISH	BAS	IRON - BLACK MATT POWDER COATING
CONNECTION METHOD	BAS	STANDARD
CONNECTION METHOD	EXT	CONNETOR - SURCHARGER FOR COFRORTABLE VERSION
CABLE COLOUR	BAS	TEXTILE CABLE - WHITE
CABLE COLOUR	BAS	TEXTILE CABLE - WHITE US
CABLE COLOUR	BAS	TEXTILE CABLE - BLACK
CABLE COLOUR	BAS	TEXTILE CABLE - BLACK US
CABLE COLOUR	BAS	TEXTILE CABLE - RED
CABLE COLOUR	BAS	TEXTILE CABLE - GREY
CABLE COLOUR	BAS	TEXTILE CABLE - YELLOW
CABLE COLOUR	EXT	TEXTILE CABLE - WHITE / SURCHARGE PER 1M
CABLE COLOUR	EXT	TEXTILE CABLE - WHITE US / SURCH. PER 1M
CABLE COLOUR	EXT	TEXTILE CABLE - BLACK / SURCHARGE PER 1M
CABLE COLOUR	EXT	TEXTILE CABLE - BLACK US / SURCH. PER 1M
CABLE COLOUR	EXT	TEXTILE CABLE - RED / SURCHARGE PER 1M
CABLE COLOUR	EXT	TEXTILE CABLE - GREY / SURCHARGE PER 1M
CABLE COLOUR	EXT	TEXTILE CABLE - YELLOW / SURCHARGE PER 1M
BULBS	BAS	110V. E26. 13W. 2700K. 700LM. RA90. 60°. DIM
BULBS	BAS	230V. E27. 13W. 2700K. 700LM. RA90. 60°. DIM
CERTIFICATION	ALL	CE
CERTIFICATION	ALL	ČSN EN 60598-1
CERTIFICATION	ALL	ČSN EN 60598-2-1