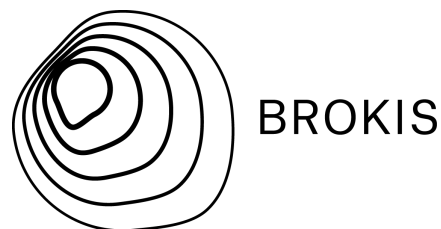



PRODUCT LIST



IDENTIFICATION

	PRODUCT NO. PC943
	NAME CAPSULA TRIANGLE D650 H2000
	TYPE PENDENT LAMP
	COLLECTION CAPSULA A
	LINE EXCLUSIVE LINE
	DESIGNED BY LUCIE KOLDOVÁ
	DIMENSIONS (MM) 650 X 2000 X 265 X 516



CHARACTERISTIC

FEATURES

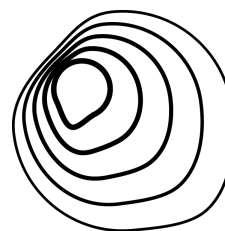
SET OF THREE CAPSULA WITH THE TRIANGLE CANOPY FROM THE EUROPEAN OAK.

THE CAPSULA MODEL IS A BRILLIANT PENDANT LIGHT DESIGN COMPOSED OF TWO CONVEX CAPSULES, ONE OVERLAPPING THE OTHER AND FUSING INTO A SINGULAR FORM. THE DESIGN RESEMBLES CELLS OR PLANT SEEDS AND EVOKES THE METAPHOR OF LIGHT AS THE SOURCE OF LIFE. THE COMBINATION OF A CRYSTAL-CLEAR GLASS OUTER SHELL AND AN INTERNAL CAPSULE OF COLORED GLASS GIVES RISE TO AN EXCITING 3D OPTICAL EFFECT, WHILE THE TUBULAR LED LIGHT SOURCE CASTS SOFT AND GENTLE ILLUMINATION THROUGHOUT ANY INTERIOR.

TECHNOLOGY

THE CRAFTSMANSHIP APPLIED IN PRODUCTION FOLLOWS IN THE CENTURIES-OLD TRADITION AND EXPERIENCE OF MASTER GLASSMAKERS. THE PRECISION CRAFTING OF HAND-BLOWN GLASS INSTILLS DISTINCTIVE, ENDURING CHARACTER AND OUTSTANDING QUALITY IN ALL BROKIS PRODUCTS. THE GLASS SHADES ARE FORMED FROM MULTIPLE LAYERS OF MOLTEN GLASS, EACH OF WHICH IS SCRUTINIZED BY THE MASTER GLASSMAKER PRIOR TO BEING BLOWN INTO THE MOLD. UP TO 70% OF THE RESULTING QUALITY IS ACHIEVED IN THIS STAGE OF PRODUCTION. NO LESS ATTENTION TO DETAIL IS PAID IN HANDCRAFTING THE WOODEN ELEMENTS OF THE LIGHT. EACH PIECE IS INDIVIDUALLY PROCESSED BY THE ARTISAN IN A SERIES OF STRICTLY OBSERVED PRODUCTION STAGES. WE TAKE SPECIAL CARE IN SELECTING QUALITY FINE WOOD AND ECOLOGICALLY FRIENDLY MATERIALS TO TREAT IT WITH.

PRODUCT LIST



BROKIS

PRODUCT CLASSIFICATION

CAPSULA	TRIANGLE		PC943
COLOUR	ALL	SMOKE GREY - TRANSPARENT GLASS	CGC516 •
COLOUR	ALL	TRANSPARENT GLASS	CGC23 •
GLASS SURFACE	ALL	GLOSSY SURFACE	CGSU66
COLOUR OF THE INNER GLASS	ALL	AMBER - TRANSPARENT GLASS	CGCI686 •
COLOUR OF THE INNER GLASS	ALL	VIOLET - TRANSPARENT GLASS	CGCI683 •
COLOUR OF THE INNER GLASS	ALL	OPALINE - TRANSPARENT GLASS	CGCI749 •
COLOUR OF THE INNER GLASS	ALL	SMOKE GREY - TRANSPARENT GLASS	CGCI685 •
COLOUR OF THE INNER GLASS	ALL	DARK SMOKE GREY - TRANSPARENT GLASS	CGCI684 •
COLOUR OF THE INNER GLASS	ALL	TRANSPARENT GLASS	CGCI682 •
COLOUR OF THE INNER GLASS	ALL	YELLOW - TRANSPARENT GLASS	CGCI681 •
GLASS SURFACE OF THE INNER GLASS	ALL	GLOSSY SURFACE (BEFORE CGSU66)	CGSUI906
GLASS SURFACE OF THE INNER GLASS	ALL	ACID-ETCHED BOTH SIDE SURFACE (BEFORE CGSU67)	CGSUI905
CONSTRUCTION SURFACE	ALL	EUROPEAN OAK - STAINED BLACK	CCS592 •
CANOPY SURFACE	ALL	EUROPEAN OAK - STAINED BLACK	CCSC839
BULBS	ALL	LED 15W 24V 2700K 1150LM RA90 DIM	CEB756
BULBS	ALL	LED 15W 24V 4000K 1220LM RA90 DIM	CEB901
BULBS	ALL	LED 15W 24V 5000K 1290LM RA90 DIM	CEB902
CABLE COLOUR	ALL	TEXTILE CORD - BLACK	CECL519 •
CABLE COLOUR	EXT	TEXTILE CORD - BLACK / SURCHARGE PER 1 M	CECL704
REMOTE CONTROL	ADD	DIM - 1-4 CHANNELS. REMOTE CONTROL	CERC708
CERTIFICATION	ALL	CE	CEC160
CERTIFICATION	ALL	ČSN EN 60598-1	CEC567
CERTIFICATION	ALL	ČSN EN 60598-2-1	CEC568