

ROOT 067 side table

Design

Rodolfo Dordoni

Description

Side table for outdoor use

Structure

Teak. Teak wood contains a natural oily resin which makes it extremely resistant to weather, temperature, parasite attacks and insects. The exposure outdoor creates a 1/2 mm-thick oxidation patina on the wood surface which favors its discoloration to a silver-grey color; this change does not affect its original characteristics in any way. The grey patina can be avoided or removed with the correct maintenance.

Top

Stones or HPL grey.

All the stones used for Roda furniture are brushed with a natural effect and protected by an invisible treatment.
Farsena stone: oriental marble with a grey color and a uniform structure with shades of red and salts.

Luna stone: sandstone with a typical grey/light blue color.

Carrara marble: a metamorphic stone made of crystals and carbonate of microscopic size which gives a uniform aspect. It has a pearl-white color and slight grey veins.





HPL (High pressure laminate) of a great quality with a characteristic black heart, very resistant to wear and tear, humidity, steam, UV, fungi, spores and mould. It is self-extinguishing and it is class 2 fire resistant; it does not contain chlorine or asbestos and it is certified by Fira Institute for coming in contact with foodstuff.

Weight

HPL top 7,5 kg ; stone top 14 kg



Finishes

			
ROT067-01-21	ROT067-01-01	ROT067-01-02	ROT067-01-03
structure teak\01	structure teak\01	structure teak\01	structure teak\01
top 21 hpl grey	top 01 luna stone	top 02 carrara marble	top 03 farsena stone

Maintenance

Teak

- In humid conditions, teak may release some reddish oil, which can cause stains on the surface. For normal cleaning, use a soft cloth (not in microfiber), fresh water and SUNDECK SOAP.
- use SUNDECK WOOD OIL LIGHT, a nutrient and protective oil, on the new product to avoid the superficial oxidation.
- use GREY OFF every 2/3 years to remove the grey patina due to the oxidation of the surface. After the treatment with GREY OFF, wash the furniture with water and SUNDECK SOAP and oil it with SUNDECK WOOD OIL LIGHT.
- In case of deep spots hard to clean with SUNDECK SOAP, it is recommended to sand the

surface uniformly before using GREY-OFF; in any case, do not use GREY-OFF more than once a year.
 - Always avoid abrasive products or aggressive chemical solvents.

HPL

Use a water-soaked cloth and in case of persistent spots, use a neutral soap UNIVERSAL CLEANER. Dry carefully. Do not use abrasive products, acid substances, chemical aggressive solvents.

Stone

All stones are protected by an anti-spot treatment, but it is recommended to clean with care the surface to maintain their original aspect in the course of time. In case of spots, it is necessary to clean them immediately with natural soap and absorbent cloth in order not to remove the protection treatment.
 For a normal cleaning, use a soaked cloth with distilled water. Only in case of obstinate spots, use few drops of ammonia diluted with water. In any case, try it in a hidden part to verify its efficiency and its no-damaging effect. Do not use abrasive products, acid substances, chemical aggressive solvents.

Similar products



STORK 001 side table

BERNARDO 353 - 354 - 367 - 368 side table